



DURASTRIP /DURANEONFLEX CONTROLLERS CONFIGURATION

DURASTRIP

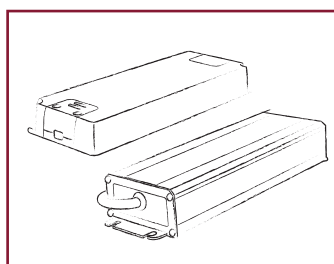
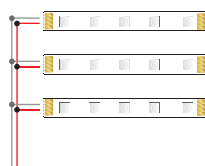
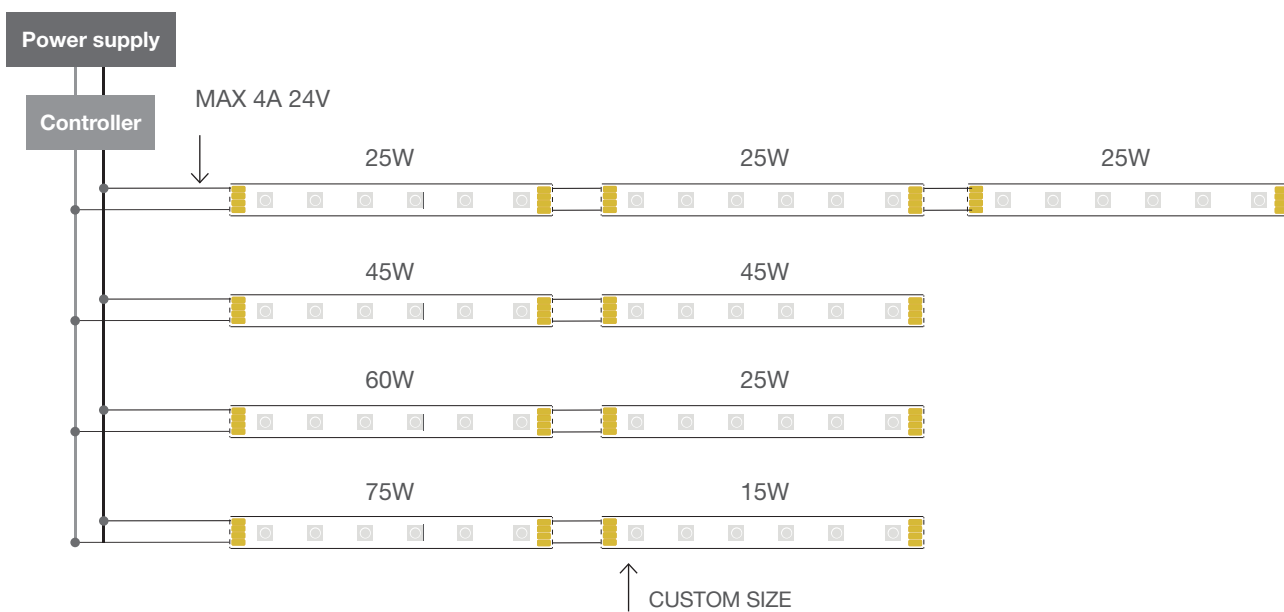
MAXIMUM CONNECTION LOADS

BASIC CONFIGURATION: POWER SUPPLY + DURASTRIP

CONFIGURATION WITH DIMMER: POWER SUPPLY + CONTROLLER + DURASTRIP

Power supply

Controller



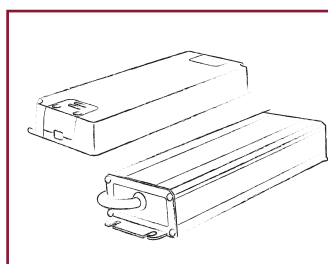
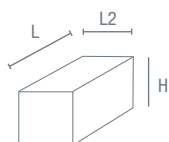
We recommend to use the power supplies for led sources indicated in the catalogue.

CONNECTION DIAGRAM



ELECTRICAL CONNECTION: connections in series or parallel

single reel power (W)	L (m)	connection	driver @24Vdc	note
280	50m		320W [48Vdc]	
220	20m		320W	
220	40m		600W	
210	5m		320W	
150	5m		200W	
120	5m		150W	
120	10m	Parallel	300 ÷ 320W	
120	15m	Parallel	>400W	
110	5m	-	120 ÷ 150W	
110	10m	Parallel	240W	
110	15m	Parallel	>400W	
100	5m	Parallel	120W	
100	10m	Parallel	240W	
100	15m	Parallel	320W	
75W	5m	-	100W	
75W	10m	Parallel	200W	Each 5m must be installed in parallel
75W	20m	Parallel	320W	
60W	5m	-	100W	
60W	10m	Parallel	200W	Each 5m must be installed in parallel
60W	20m	Parallel	320W	
40W/45W	10m	Series	100W	
40W/45W	15m	Parallel	200W	Each 10m must be installed in parallel
40W/45W	35m	Series and Parallel	320W	
25W	15m	Series	100W	
25W	20m	Parallel	120 ÷ 150W	Each 15m must be installed in parallel
25W	60m	Series and Parallel	320W	



We recommend to use the power supplies for led sources indicated in the catalogue.

DURASTRIP

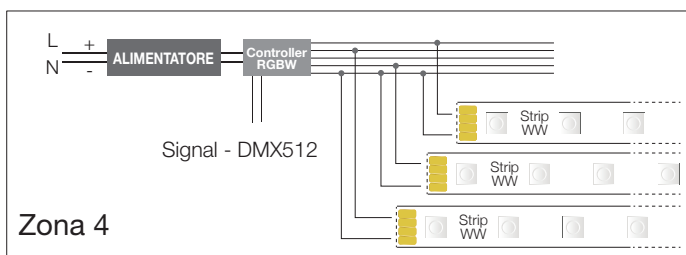
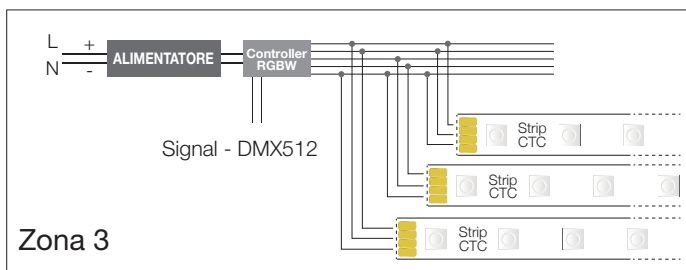
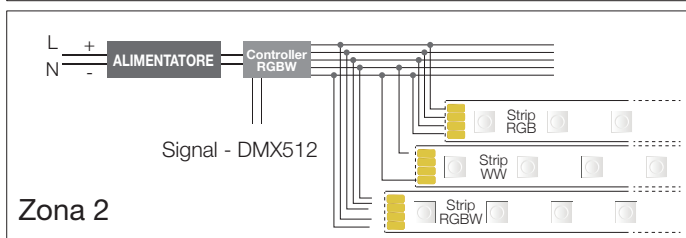
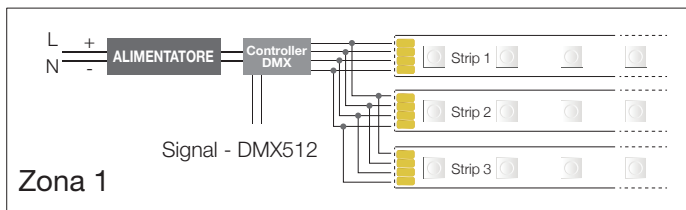
Durastrip wiring diagrams

DURASTRIP

DIMMER TOUCH



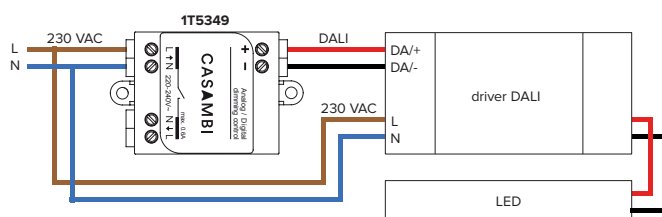
Max power indications for the use of **DURASTRIP** with the controllers.



CASAMBI wiring diagrams

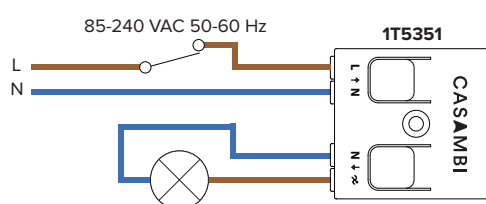


Single DALI control IP20



1T5349

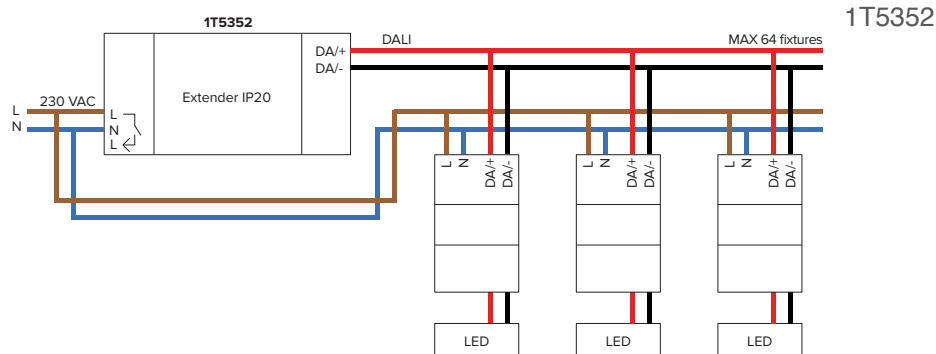
Single Trailing Edge control for LED 230 V-AC Modules, dimmable LED sources and halogen lamps - 12V and mains voltage (IP20)



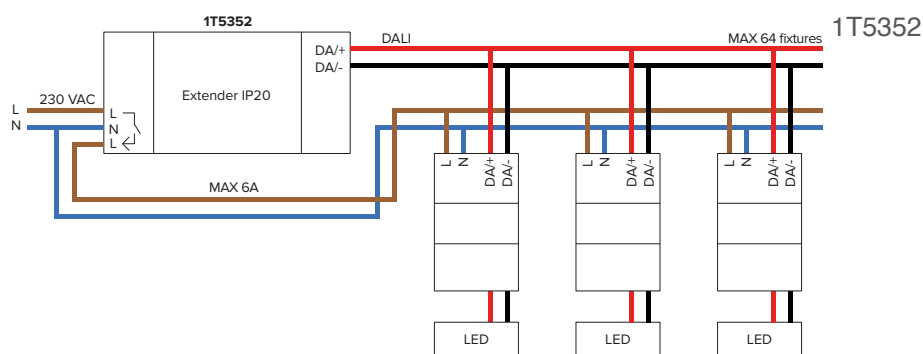
1T5351

Casambi Wiring diagrams

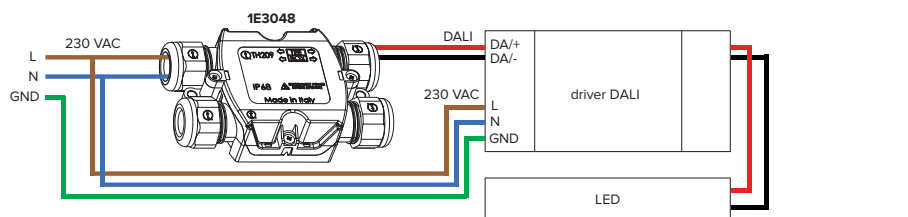
DALI multiple control IP20



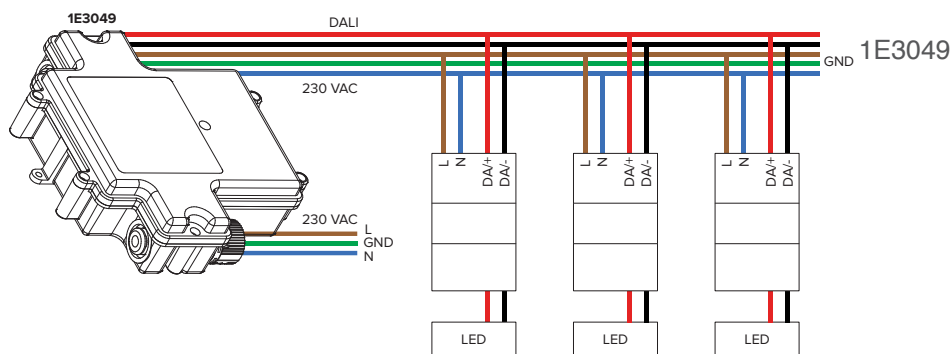
DALI multiple control
with relay IP20



DALI single control IP67



DALI multiple control IP67

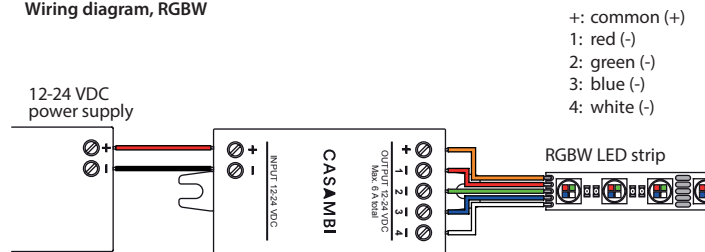




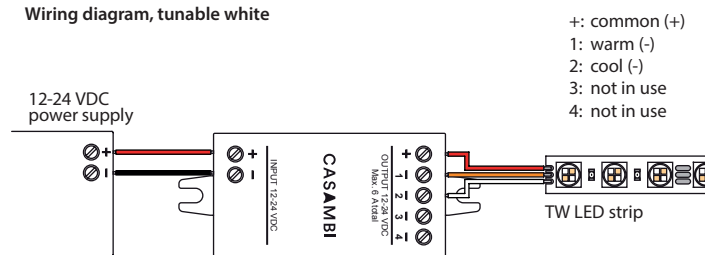
CONTROL CASAMBI
1-4CH (IP20)

1T7944

Wiring diagram, RGBW



Wiring diagram, tunable white



Wiring diagram, 1-4 separate channels

