



ELLIPSOIDAL HIGH POWER

Typology

Range of high power LED lamps with SMD technology and high efficiency chip. The ellipsoidal shapes recalls that of discharge lamps that are replaced by the same fixtures.

The 1800K and 2400K versions are specially designed to produce a "sodium effect": the extremely warm light colour is perfect for lighting stone buildings and ancient squares.

Features

Innovative technological solution: the ballast has been separated into two parts to create a wide cooling zone and ensure long life.

50W and 70W versions are equipped with an E27 cap and an E40 adapter. PF: 0.95.

Material

Thermally conductive plastic body and dissipator; opal polycarbonate anti-glare screen.

Applications

Suitable for outdoor use inside suitable fixtures.

Notes

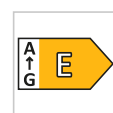

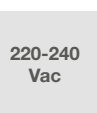
Do not use with dimmer.

It can be used in closed fixtures.

30W and 40W: lamps suitable for installation and use in residential, commercial and light industrial environments, in systems with "Category I" of impulse withstand in compliance with CEI EN 64-8/4 (IEC 60364-4-44).

In case of installation in public areas, it is advisable to use overvoltage surge protection.

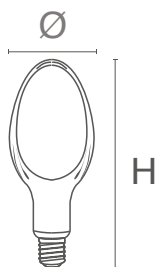
50W and 70W: models are designed to withstand voltage peaks up to 6KV.



Characteristic data

Power	70 W	Beam	300°	Dimmable	No	Input	220-240 Vac
Base	E27/E40	IP	20	Flux	8050 lm	PF	0,95
Tc	6400 K	Ra	>80	LED Warranty	G2		

Dimensional characteristics



Ø	126 mm
H	283 mm

Lighting and photometric features

Beam opening	300°
Flux	8050 lm
CCT nominal colour temperature	6400 K
Colour of the light	Cool light
Colour rendering index	>80
Lifespan	25000 h
LED lifespan	L70B50
Trigger time	<0,2 s
Heating time up to 60% of full efficiency	Instant Full Light
Mercury	0 mg

Electrical characteristics

Rated power	70 W
Input voltage	220-240 Vac
Frequency	50 Hz
Dimmable	No
Power factor (PF)	0,95
Energy efficiency class	E
Number of cycles	40000
Operating temperature	-25°C / +35°C
Equivalence with incandescent lamp	430

LED Warranty

G2	Up to 2 years (4000h/year) *4000h = 11h a day x 365 days. Without limitations on the duration of use for the first year, provided the observance of the installation conditions.
----	--

European Directives

2009/125/EC * Ecodesign
2011/65/EU * RoHS
2012/19/EU * RAEE
2014/30/EU * EMC
2014/35/EU * LVD
2015/863 * Amending RoHS
2017/1369 * Regulation for Energy Labelling
2019/2015 * Regulation for Energy Labelling
2019/2020 * Regulation for Ecodesign
2021/340 * Amending Reg. Energy Labelling
2021/341 * Amending Reg. Ecodesign

Product standards

CEI EN 55015:2020 (+A11:2020)
CEI EN 60968:2016
CEI EN 61000-3-2:2019 (+A1:2021)
CEI EN 61000-3-3:2014 (+EC1:2014/+EC2:2016/+A1:2021/+A2:2022)
CEI EN 61547:2010
CEI EN 62031:2021 (+A11:2022)
CEI EN 62471:2010
IEC/TR 62471-2:2009
CEI EN 62560:2013 (+A1:2017/+A11:2020)
CEI 34-141:2014

Logistics data

Item net weight	590 gr
Barcode single item	8011905950873
Number of pieces multiple pack	10
Barcode multiple pack	8011905951986
Minimum order quantity	1
Minimum packaging	1 / 10

All parts of this document are Duralamp ownership. All rights reserved. This document and the included information are provided without any responsibility deriving from mistakes or omissions. No part of this document can be cut, reproduced or used without written authorization. Duralamp maintains the right to change the included data without notice due to improvements of the products